



**Absolute Beginners Course in
Photography and Videography**



Content

Introduction

Mission and Method

Course Dynamics

Course time table and structures

 Theory

 Practical

 Post Production

Investment Price

The First meeting: what to bring

Registration form

Contact form

Close-Up



Ali, dir: Mann, 2001



in the Mood for Love, dir: Wai, 2000



The Prince and the Showgirl, dir: Olivier, 1957

Basic Cinematography

Conveying Instability and Duress

"Dutch Angle"



A Touch of Evil, dir: Welles, 1964

"Bavarian Angle"



TRON, dir: Lisberger, 1982





Introduction



Photography has become far more accessible and tangible to the wider public. For many amateurs and semi-professionals cameras and technology that effectively do the thinking have taken away the control of constructing a well-composed, crafted and considered image, with the artistic and creative process being overshadowed by gimmicks, plug-ins and effects. However, photographers wishing to progress beyond 'program' mode, where the camera makes the choices when producing the image, would be advised to learn the tried and tested rules and tools employed by photographers from film and high-end digital photography if they wish to develop and progress their work and ultimately take control of their image making.

With this in-depth guide the foundation of photography the photographer will be taken through the basic rules of all genres with the emphasis on getting it right in-camera and learning to use the camera as a tool for image making rather than relying on presets and modes to create the final photograph.

From the start of turning the camera on, right through to manual modes, from learn about exposure to practical knowledges of shooting in all light conditions. The beginners course aims to put photography back in the hands of the student with practical hands on know-how on all aspect of their camera.



Mission Statement

The school has a strong emphasis on a balance between practical application and working knowledge of the camera , an understanding of light and composition, and theory of the Masters of Photography. This allows students to develop their own Style and work –flows, in all genres. Through ongoing Studio work, critiques, and internships, students challenge ideas and test new approaches to image making, synthesizing the program’s varied experiences and redefining their own photographic vision

Consecratio Excellentiae



Education Method

One-on one tuition, the best multimedia study material, including video tutorial form the best photographers in their field, in-depth photographic books and videos coving all aspects of the program and essays from photographers worldwide on photographic work-flows , work practices, coupled with the studying of Photography Masters, and the analysis of the world best imagery from all genres enable the program to achieve its goals.

Consecratio Excellentiae



Mission Statement

PE Photography School
Website: <https://pephotographyschool.weebly.com/>
Email: pephotographyschool@gmail.com
Mobile: (+27) 062 3437 6310 or (+27) 079 314 1653
Contact: Paul John Wright
Email: wrightpauljohn@gmail.com

Consecratio Excellentiae

Kham Film Project Filmmaking Guide Part 1: Shots



KHAM FILM PROJECT

The Photography Beginners Course

Course Dynamics

The aims of the course are to equip the student with a practical working knowledge of the camera they have so that they may take composed imagery in all light conditions and be confident doing so. In Videography the experience in production, filming and directing to produce a full equipped and tested videographer

This is achieved in a 18step course , an introduction which shows the full nature of photography and videography with the theory, practical and post production .covering all the bases The practical is achieved with five photo shoots and 4 video shoots in all light conditions. Theory and post production are grouped together using pictures and video from the photo shoots as the examples

The course is completed with a portfolio and critique of this work The timetable is set up around the students external commitments and the lighting conditions need for specific photo shots.



Theory

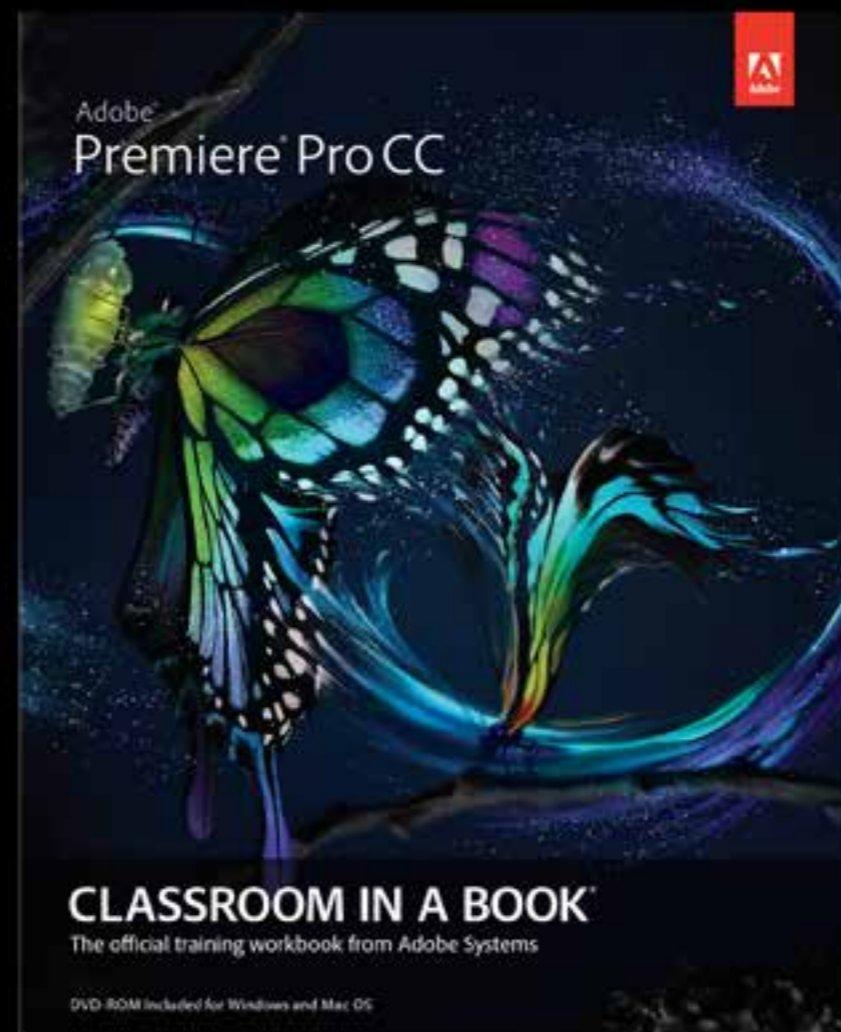

- 2.1.1. Photography Introduced
- 2.1.2. Camera Dials and screens
- 2.1.3. The Camera and light
- 2.1.4. Introduction to Composition
- 2.1.5. Sldr Maintainance
- 2.1.6 Introduction to Motion in Cinima
- 2.1.7 Storyboards and making your first film
- 2.1.8 Videography workflow



Beginners Course in Digital Visual Arts

Practical

- 2.2.1.Semi Automatic Modes -Portratu...
- 2.2.2 Semi Automatic Mode -Landsac...
- 2.2.3.Full Manual Mode -Seascape
- 2.2.4. Full Mautual Mode-Street Photo...
- 2.2.5 Live Mode and Focus in Video
- 2.2.6 Slow motion video
- 2.2.7 Filming using selective Focus
- 2.2.8 Directing and corigraphing and s...



Connecticut
Excellence

Beginners Course in Digital Visual Arts



Connecticut
Excellence

Post Production

- 2.3.1. Post Production Introduction
- 2.3.2. Photoshop Archiver_ Bridge
- 2.3.3. Adobe Camera Raw converter
- 2.3.4. Photoshop editing
- 2.3.5. Video editing with Premier Pro
- 2.3.6. Video editing with audio tracks
- 2.3.7. Combining Multiple Video and ...
- 2.3.8. Polishing the final movie output



Consecratio Excellentiae



Consecratio Excellentiae

ADMISSIONS REQUIREMENTS

All applicants should apply Via Email to : pephotoGraphicsSchool@gmail.com

Applications must be submitted by the deadline. Applications submitted thereafter will be considered based on a rolling decision. The Admissions Committee will review only application packages that are completed in their entirety.

You must submit the following items when applying to the Port Elizabeth Photography School:

1. Photographic Portfolio

This Portfolio must consist of a minimum of 10 images. Each image must be a jpeg not exceeding 2MB and no larger than 1280x1280 at 72ppi. Each image must be accompanied with a brief description, in your own works , about the image merits

2. Résumé or CV.

A one-page Statement of Purpose, of no more than 500 words, describing your reasons for applying to the program and elaborating on the influences on your work , its current direction, as well as your interests and research.

3. Investment on Course

The course is on special for tith lauchen in PE , sellig at R4080.00. All study materials are in digital formats (PDF, ebooks, videos etc) are inclusive



Beginners Course
in
Digital Visual Arts
The First Meeting dynamics



Once the student has fulfilled the registration requirements, a letter of acceptance will be delivered and the first meeting date will be included. At this meeting you will be required to bring your laptop to receive:]

1. Software for both the photography and video
1. DSLR camera with video recording capabilities
3. Camera equipment i.e. lenses
4. Balance of payment

At this meeting we will install the necessary software and update, we will transfer +20 Gig of education study material which you will use as reference. The images you submit will be displayed and we will look and discover your style and preferences.

The timetable for the course will be reviewed and amended. Lastly we will have an orientation of photography and finish with a Q&A.



Consectatio

Excellentiae



Consectatio

Excellentiae

Disclaimer

Please note that the tuition fees quoted here are only a guideline for prospective students and do not constitute a contract between the School and the user. Students will be provided with a formal statement of fees upon registration.

Only the tuition fees are shown, as well as additional fees for specialized equipment in some cases. Other fees, such as registration fees, are not shown here.

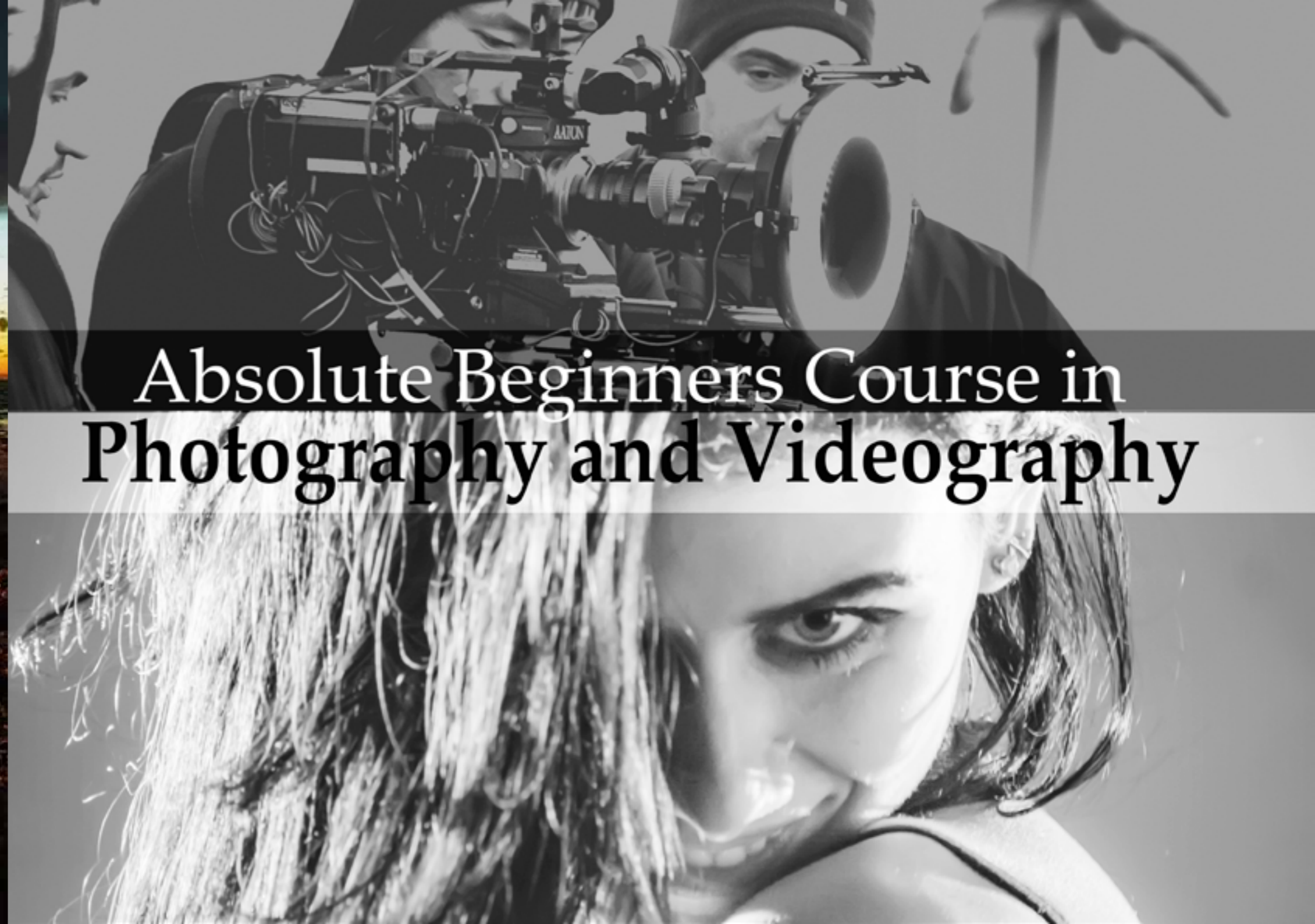
Contact Info :

Web Site : <http://pephotographyschool.weebly.com/>

Email; pephotographicschool@gmail.com

Mobile phone : (+27) 062 437 7310

Dean : wrightpauljohn@gmail.com



Absolute Beginners Course in Photography and Videography